



SR003_7: Failed Bank Report

Alpha Bank & Trust

3651 Old Milton Pkwy
Alpharetta, GA 30005

(5/8/2006 – 10/24/2008)

Report Objective

This report has **two** objectives, using the bank's **data***:

1. To examine the bank finances in the quarters prior to its failure.
2. To analyze the bank finances using our Key Performance Indicator (KPI) scoring approach to determine if the bank's failure is something we could have predicted.

*Data source: FDIC and company filings.

Bank Background

FDIC Certificate #	58241
Bank Charter Class	Federal Reserve Non-Member
Asset Concentration	Commercial Lending Specialization
Product Specialty	Commercial Banking Services, Personal Loans and Small Business Lending Services
Number of Branches	3 (as of September 30, 2008)
Number of Employees	35 (as of September 30, 2008)

Executives	
CEO/President	Johnny Myers
Chairman	James Blackwell

What took place?

Alpha Bank & Trust, Alpharetta, GA was closed by the Georgia Department of Banking and Finance on October 24th, 2008. The Federal Deposit Insurance Corporation (FDIC) was named Receiver. The estimated cost to the FDIC Deposit Insurance Fund is \$158,100,000, compared to the average cost of \$389,206,944. Stearns Bank of St. Cloud, Minn., acquired insured deposits and some assets.

Bank Financial Snapshot

Financial Data Overlay (thousands)			
	2007 Q3	2008 Q3	Percentage Change
Assets	\$ 333,952	\$ 354,090	↑ 6.0%
Liabilities	\$ 299,173	\$ 348,804	↑ 16.6%
Net Income	\$ 429	-\$ 21,947	↓ 5,215%

- The average net income change for all FDIC banks was -66.92% in the same period.
- The average net income change for all the commercial lending specialization banks was -73.88% in the same period.
- Compared with the whole industry and other commercial lending specialization banks, Alpha Bank & Trust's decline from Net Income is extremely large (-5215%) during 2008.

Key Performance Indicators

KPI Summary for 2008 Q3	
Normalized Income Rating	Very Poor
Delinquent Asset Rating	Very Poor
Asset: Liability Rating	Very Poor
Real Estate Asset Rating*	Poor
Bankability Composite Score	-66.77** (Very Poor)

Possible ratings: *Excellent, Good, Moderate, Poor, Very Poor.*

*This rating is relevant to the current “financial crisis” fueled by mortgage security backed loans.

**This is out of 100.

Normalized Income Analysis

	2007Q2	2007Q3	2007Q4 	2008Q1	2008Q2	2008Q3
Normalized Income	0.13%	0.06%	-2.28%	-0.08%	-1.71%	-4.27%
SD's from Average*	-0.204	-0.336	-3.40	-0.372	-2.67	-5.13
Ranking	Moderate	Moderate	Very Poor	Moderate	Very Poor	Very Poor

- Alpha Bank and Trust had a normalized income of -4.27% in the third quarter of 2008, the quarter before it failed.
- Banks of the same asset concentration hierarchy (commercial lending specialization) had an average normalized income of -0.06%. The standard deviation of the normalized incomes was 0.82%, which means that Alpha Bank and Trust was 5.13 SD's below the average.

*Average of banks of the same asset concentration hierarchy




Indicates sign of bank in financial distress

Delinquent Asset Analysis

	2007Q2	2007Q3	2007Q4	2008Q1 	2008Q2	2008Q3
Delinquent Asset	0.0000%	0.0000%	0.0000%	7.7942%	1.7039%	19.1332%
SD's from Average*	-0.77	-0.80	-0.82	3.30	0.17	9.21
Ranking	Excellent	Excellent	Excellent	Very Poor	Moderate	Very Poor

- Alpha Bank & Trust had a delinquent assets out of total assets ratio 19.13% in the third quarter of 2008, the quarter before it failed.
- Banks of the same asset concentration hierarchy (commercial lending specialization) had an average delinquent asset of 1.4993%. The standard deviation of the delinquent assets was 1.91%, which means that Alpha Bank & Trust was about 9.2 SD's above the average.
- Since the second quarter of 2007, Alpha Bank & Trust 's delinquent assets ratio has been performing well. However, after the first quarter of 2008, delinquent asset ratio has been suddenly increasing into a poor condition.

*Average of banks of the same asset concentration hierarchy


 Indicates sign of bank in financial distress

Real Estate Loan Asset Analysis

	2007Q2 	2007Q3	2007Q4	2008Q1	2008Q2	2008Q3
Real Estate Loan Asset Ratio	78.46%	79.62%	79.79%	77.96%	74.74%	74.44%
SD's from Average*	1.56	1.60	1.59	1.47	1.22	1.19
Ranking	Very Poor	Very Poor	Very Poor	Very Poor	Very Poor	Poor

- Alpha Bank and Trust had a 74.44% of R/A ratio in 08 Q3, the quarter before it failed.
- In 08 Q3, banks of the same asset concentration hierarchy (commercial lending specialization) had an average R/A ratio of 56.69%. The standard deviation of the R/A ratio was 14.91%, which means that Alpha Bank and Turst was 1.19 SD's above the average.

*Average of banks of the same asset concentration hierarchy


 Indicates sign of bank in financial distress

Asset: Liability Analysis

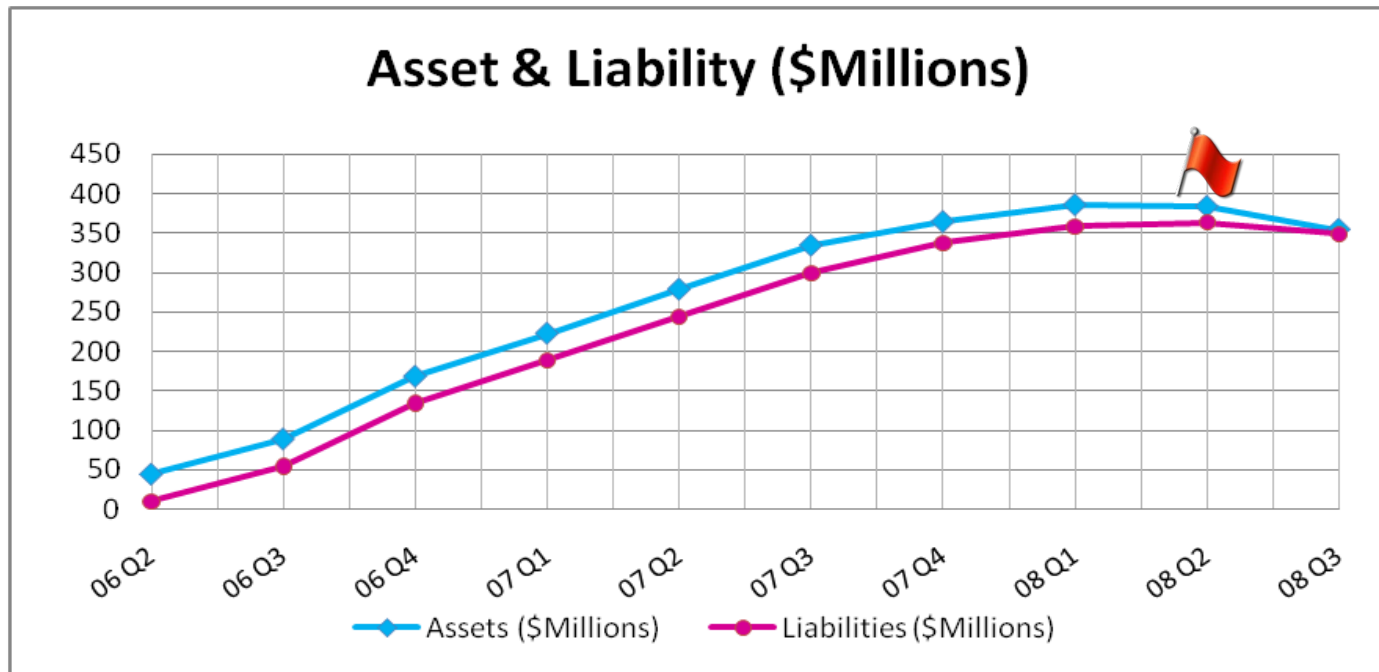
	2007Q2	2007Q3	2007Q4	2008Q1	2008Q2 	2008Q3
Asset: Liability Ratio	114.00%	111.63%	107.88%	107.43%	105.48%	101.52%
Median A/L Ratio*	110.74%	110.97%	110.95%	110.93%	110.69%	110.65%
Ranking	Good	Moderate	Poor	Poor	Very Poor	Very Poor

- Alpha Bank and Trust experienced decreasing A/L ratio in all 6 quarters.
- The bank fell into the worst ranking in 08 Q2.
- In 07 Q4 and 08 Q3, Alpha Bank and Trust's A/L ratio fell nearly 4%.

*Average of banks of the same asset concentration hierarchy

 Indicates sign of bank in financial distress

Asset & Liability History

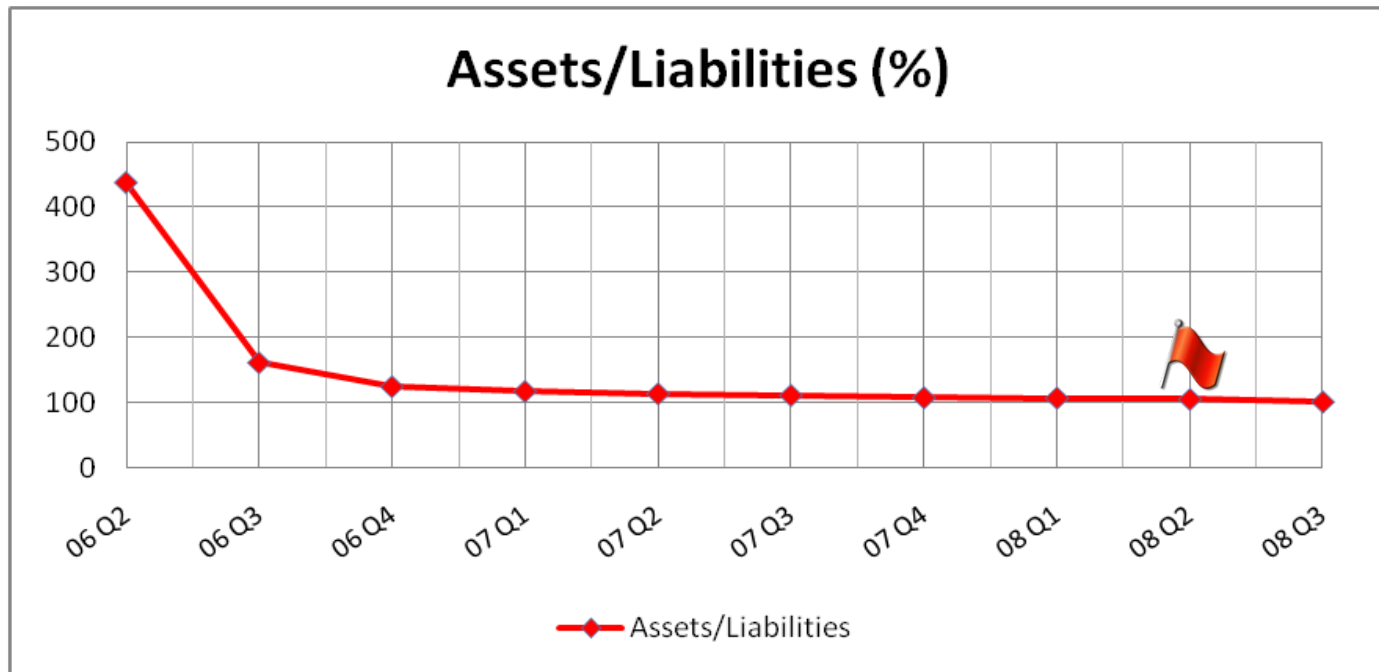


- The difference between asset and liability was getting closer in 08 Q2.



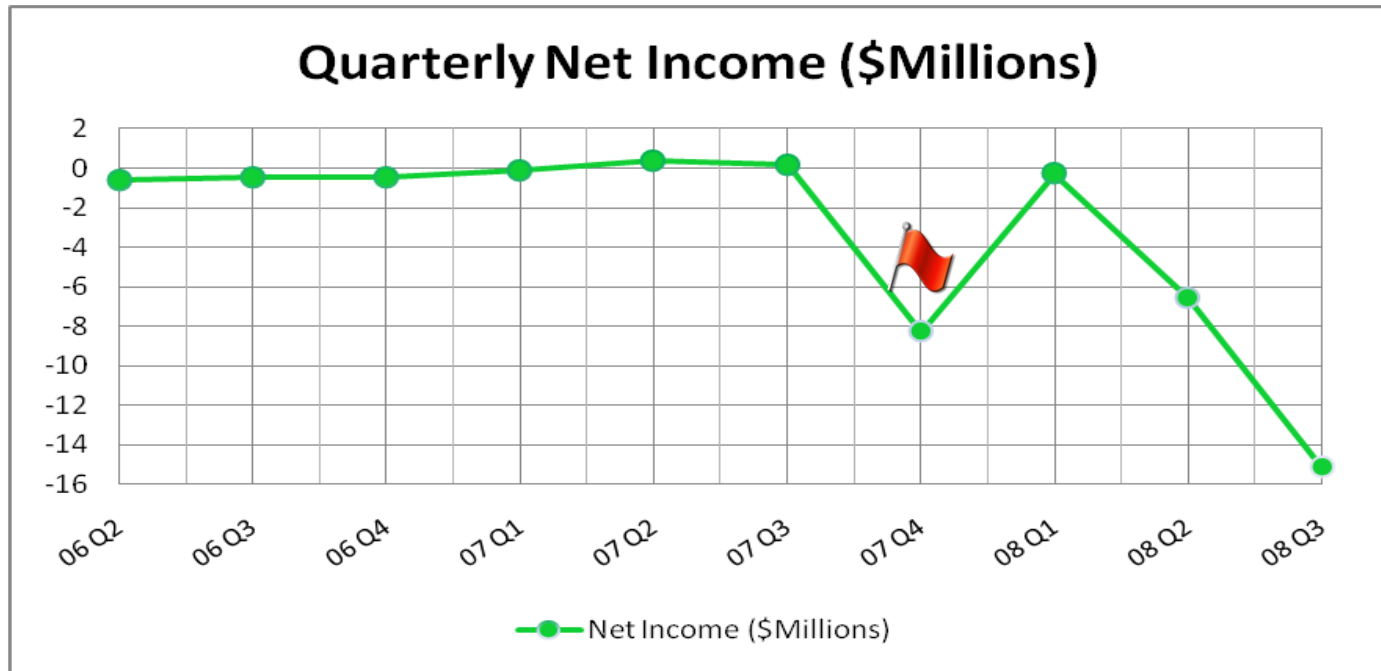
Indicates sign of bank in financial distress

Asset/Liability History



Indicates sign of bank in financial distress

Net Income History




- The bank recorded big losses in the last three out of four quarters prior to failure.



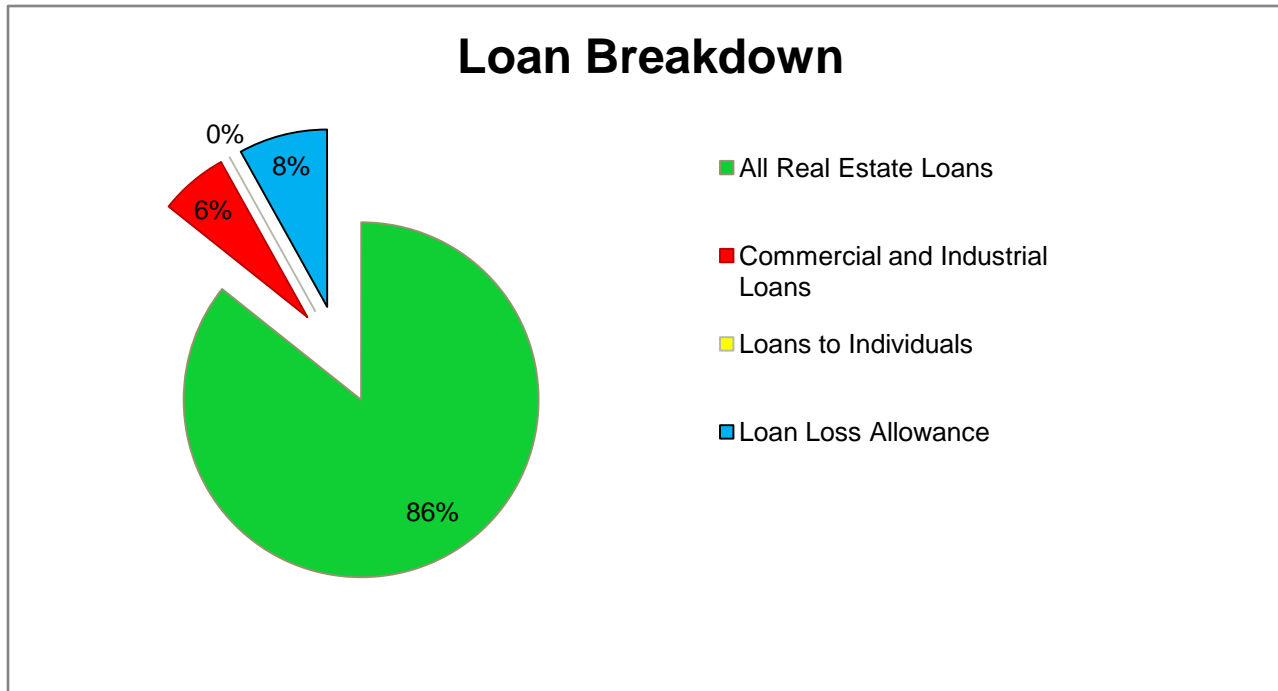
Indicates sign of bank in financial distress

Asset Allocation



- The average percentage of Net Loans for banks of the same Asset Concentration Hierarchy in the third quarter of 2008 was 72.85%.
- The average Net Loan percentage of all banks in the third quarter of 2008 was 66.63%.

Loan Breakdown



- The average percentage of Real Estate Loans for banks of the same Asset Concentration Hierarchy in the third quarter of 2008 was 76.31%.
- The average percentage for all banks in the third quarter of 2008 was 70.99%.

Events Timeline

- Mar. 4, 08** - SEC voted to disclose information for the secondary market ETF investors in Form N-1A.
- Mar. 7, 08** - The Fed will initiate a series of term repurchase transactions that are expected to cumulate to \$100 billion.
- Mar. 19, 08** - Fannie Mae and Freddie Mac is expected to provide support to the U.S. mortgage market, up to \$200 billion immediate liquidity.
- Mar. 31, 08** - The Tier 1 Leverage Capital ratio was 6.94%.
- May 29, 08** - U.S.-Canada mutual recognition arrangement: U.S. Securities markets and certain U.S. financial service firms could gain greater freedom to operate in Canada under SEC.
- June 10, 08** - FDIC releases a supervisory letter to all banks on interest reserves that examines the risks that this underwriting practice presents.
- June 11, 08** - SEC voted on a comprehensive series of credit rating agency reforms to bring increased transparency to credit rating process.
- June 17, 08** - New HOPE NOW guidelines to deal with issues surrounding second mortgages and short sales.
- June. 26, 08** - FDIC adopts Basel II-Based Standardized Approach as an alternative risk-based capital framework available to all banks except the largest and most complex banks
- June. 26, 08** - FRS, FDIC, and OCC issued the host state loan-to-deposit ratios, which help indicate branches outside of the home state that were established or acquired for the purpose of deposit production.

Events Timeline

- Jul. 13, 08** - Paulson Announces a three-part plan for GSEs: a temporary increase in the line of credit, a temporary authority for Treasury to purchase equity, and an advisory role is given to the Fed.
- Aug. 20, 08** - FDIC's implementation in Loan Modification Program will help to modify troubled IndyMac mortgages loans.
- Sept. 17, 08** - SEC clarified that bank support of money market mutual funds generally are not required to present the fund on-balance sheet, but disclosure of the nature of the support provided is expected.
- Sept. 18, 08** - SEC requires that certain institutional money managers report their new short sales of certain publicly traded securities.
- Sept. 19, 08** - SEC prohibited short selling in 779 financial institutions.
- Sept. 20, 08** - Treasury Secretary Hank Paulson releases \$700 billion proposal to purchase troubled mortgage-related assets.
- Oct. 7, 08** - Emergency Economic Stabilization Act of 2008 Temporarily Increases Basic FDIC Insurance Coverage from \$100,000 to \$250,000 per Depositor.
- Oct. 14, 08** - FDIC creates new program to guarantee bank debts and fully insure non-interest bearing deposit transaction accounts.
- Oct. 14, 08** - The Treasury Department will invest up to \$250 billion in the nation's banks via the Capital Purchase Program.
- Oct. 24, 08** - Alpha Bank & Trust was closed by the Georgia Department of Banking and Finance. Stearns Bank acquires the insured deposits of Alpha Bank & Trust.

Events Timeline

- Nov. 20, 08** - FDIC announces the availability of IndyMac Loan Modification Model.
- Nov. 25, 08** - Created the Term Asset-Backed Securities Loan Facility to support the issuance of asset-backed securities collateralized by loans.
- Dec. 3, 08** - SEC approved measures to strengthen oversight of credit rating agencies.
- Dec. 16, 08** - Troubled banks have to provide certain position level and counterparty level data and QFC counterparty and portfolio identifiers to FDIC in a timely manner.
- Dec. 23, 08** - Treasury provides TARP funds to focal Banks by purchasing \$2.8 billion investment from 49 banks.
- Dec. 30, 08** - The Fed announced that it will purchase mortgage-backed securities.
- Jan. 15, 09** - The Senate voted to allow access to the remaining bailout funds of \$350 billion.
- Jan. 27, 09** - As part of the Capital Purchase Program, Treasury announced investments of \$386 million in 23 healthy banks.
- Feb. 10, 09** – Geithner rolls out the Financial Stability Plan, promises to perform “stress tests” on big banks, and commit \$100 billion to boost the TALF.
- Feb. 10, 09** - A Capital Assistance Program to help ensure banks hold sufficient capital, produce a more consistent and forward-looking assessment of risks on banks' balance and their potential capital needs.
- Feb. 10, 09** - A Public-Private Investment Fund will combine public and private capital with government financing to help free up capital to support new lending.
- Feb. 10, 09** - Treasury and Fed expended the Term Asset-Backed Securities Lending facility up to \$1 trillion.

Events Timeline

- Feb. 18, 09** - President Obama signs the American Recovery and Reinvestment Act of 2009, which limits bonuses of the highest earning executives.
- Mar. 4, 09** - Treasury announced loan modification guidelines under the Administration's Homeowner Affordability and Stability Plan.
- Mar. 23, 09** - Using TARP capital and capital from private investors, the Public-Private Investment Program will generate \$500 billion in purchasing power to buy legacy assets.
- May 29, 09** - FDIC tightens the deposit interest rates paid by banks that are less than well capitalized. Generally, such banks will be permitted to offer to "national rate" plus 75 basis points.
- June 9, 09** - 10 Of the largest U.S financial institutions are expected to make CPP repayments to Treasury.
- Jul. 2, 09** - FDIC proposed guidelines require private equity firms to hold bank purchases for 3yrs and maintain capital levels.

Report Summary – *Surprise?*

Based on the methods with which we analyzed Alpha Bank & Trust, its failure was ***not a surprise***.

Here are the indications that Alpha Bank & Trust should fail:

- 1) **During the last four quarters before failure, Alpha Bank & Trust had a normalized income more than two standard deviations below average (except 2008 Q1).**
- 2) **Almost a fifth of the bank's assets were delinquent the quarter before it failed.**
- 3) **The bank's real estate loan asset percentage was very high during the quarters before failure**
- 4) **The bank's asset to liability ratio continuously declined since 2007 Q2 and dropped to 101% the quarter before it failed**
- 5) **Alpha Bank & Trust received a bankability composite score of -66.77 the quarter before it failed and 17.98 the quarter before. These scores indicate the bank's very poor overall financial health.**

References

CNN:

<http://www.cnn.com>

FDIC:

<http://www.fdic.gov>

Federal Reserve:

<http://www.federalreserve.gov/>

Google News:

<http://news.google.com/>

Money Economics:

<http://www.moneyeconomics.com/1911>

SEC:

<http://www.sec.gov/>

The Wall Street Journal:

http://online.wsj.com/public/resources/documents/info-Failed_Banks-sort.html

Treasury:

<http://www.treas.gov/>

Wikipedia:

<http://www.wikipedia.org/>

Yahoo Finance:

<http://finance.yahoo.com/>



Contact Information

For additional information regarding this report series, you can contact us at:

By E-mail:

info@moneyeconomics.com

By Mail:

Money Economics
P.O. Box 587
Alameda, CA 94501

By Phone:*

510.550.1694

**For media inquiry only please.*